



DB4 Antenna Assembly Instructions

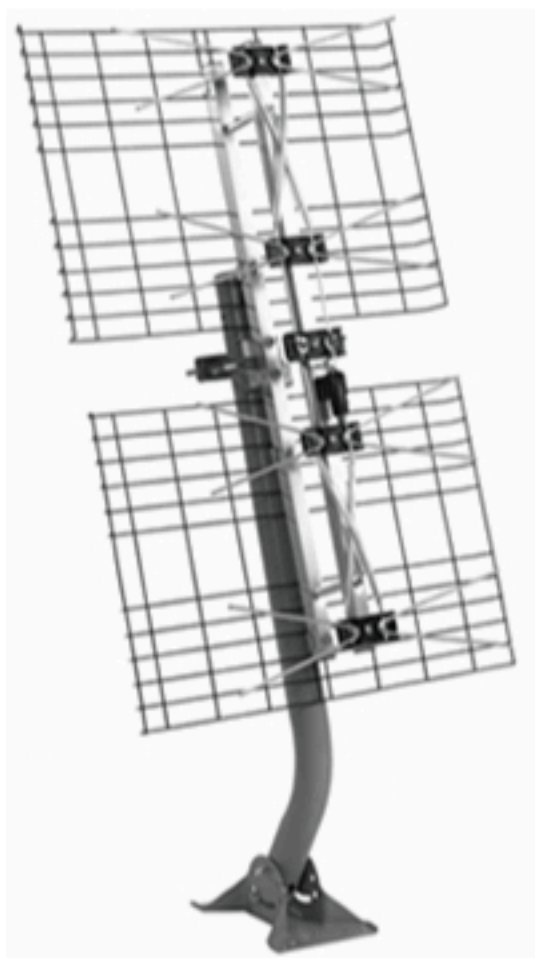


DB4 Includes

- 1 set of reflectors
- 1 set of 4 elements with transformer
- 2 sets of 4" bolts with aluminum sleeves
- 1 mast clamp



1. Attach the reflectors to the elements using the supplied bolts. Slide the spacers over the bolts so the front and back halves are separated by 3".



2. Assembled DB4: Shown with the optional J Mount. Sold Separately. Make sure elements (bowties) are facing transmitting towers.

Tip: If your cable run is greater than 75', A UHF pre-amplifier may be required.

Questions? Call Terrestrial Digital: 877-825-5572